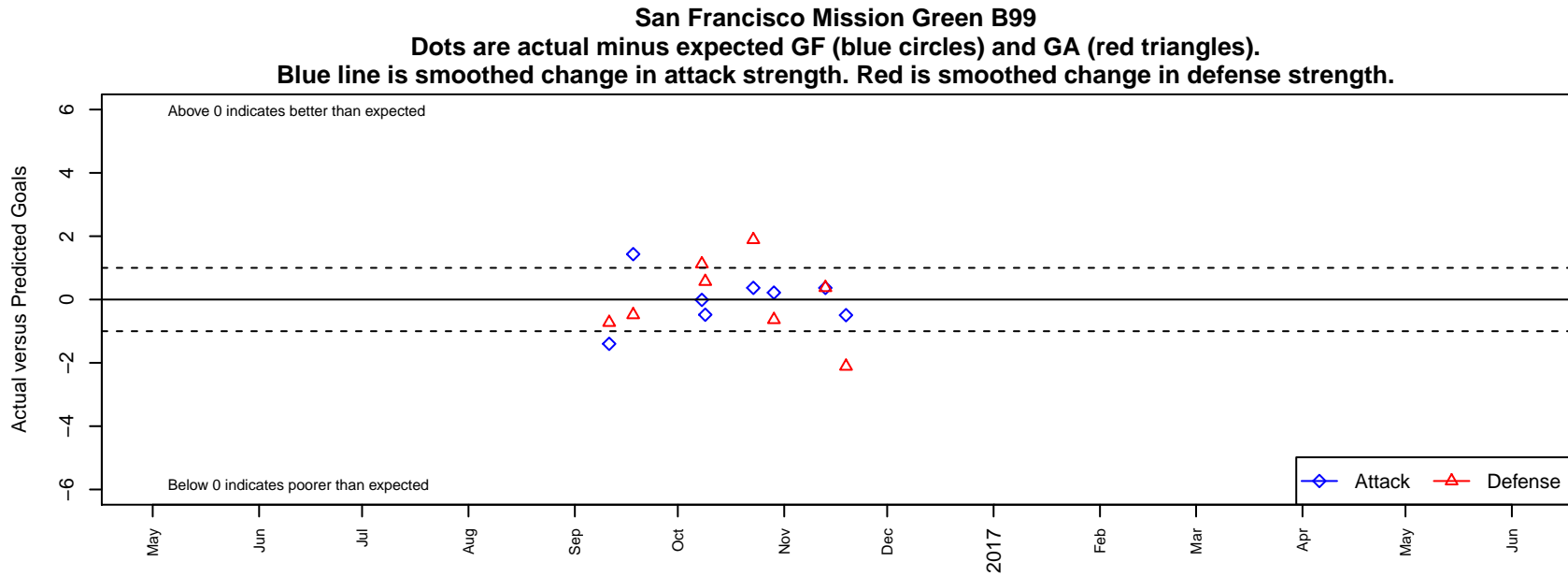


San Francisco Mission Green B99

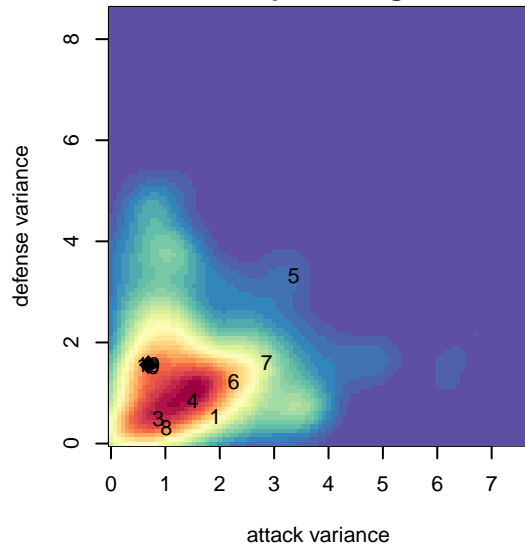
, CAN
B99 total strength=1792
attack=66.42 defense=14.62

alt names used:
MISSION FC MISSION GREEN

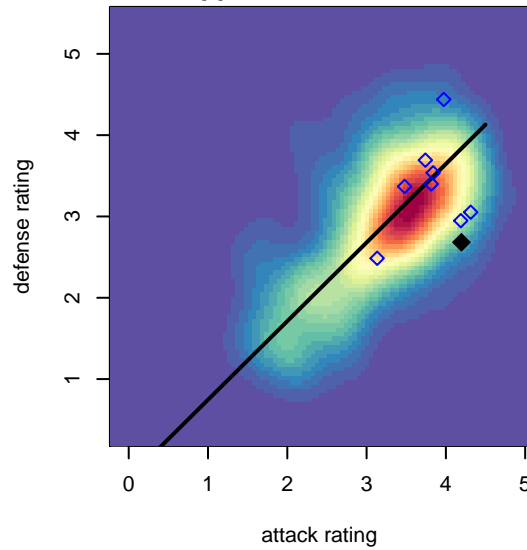
Venues played:
2016 FWRL CAN CRL U18



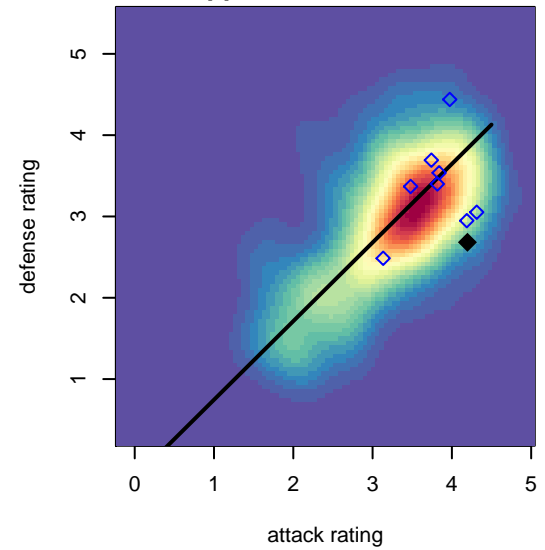
**attack and defense variance (black dot)
relative to other teams
and top 10 in region**



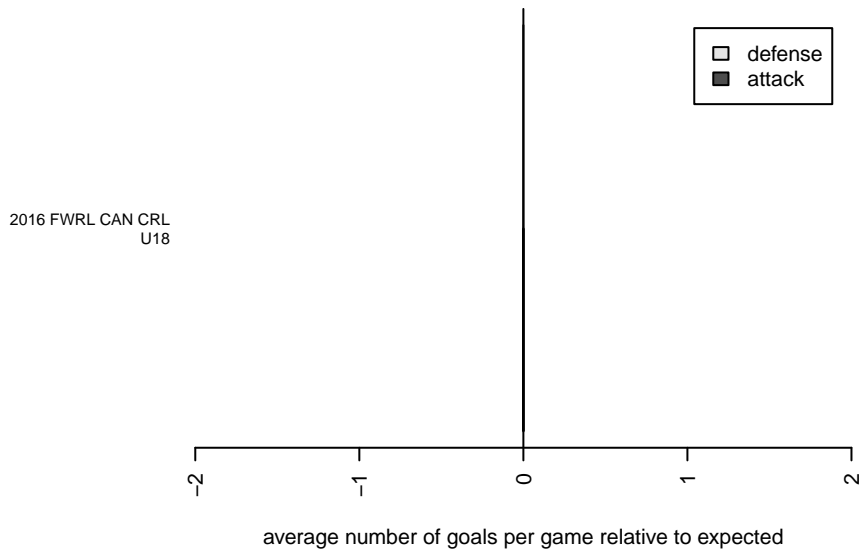
**attack and defense rating
relative to others at age
and all opponents in last 13 months**



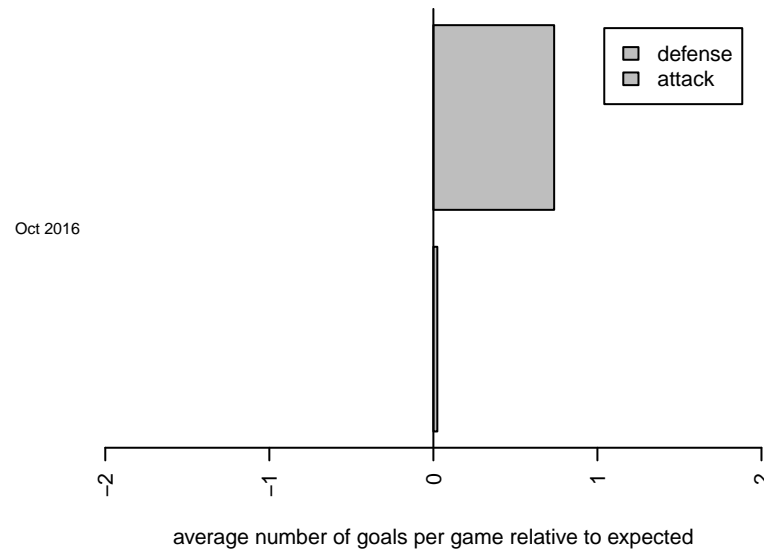
**attack and defense rating
relative to others at age
and all opponents in last 13 months**



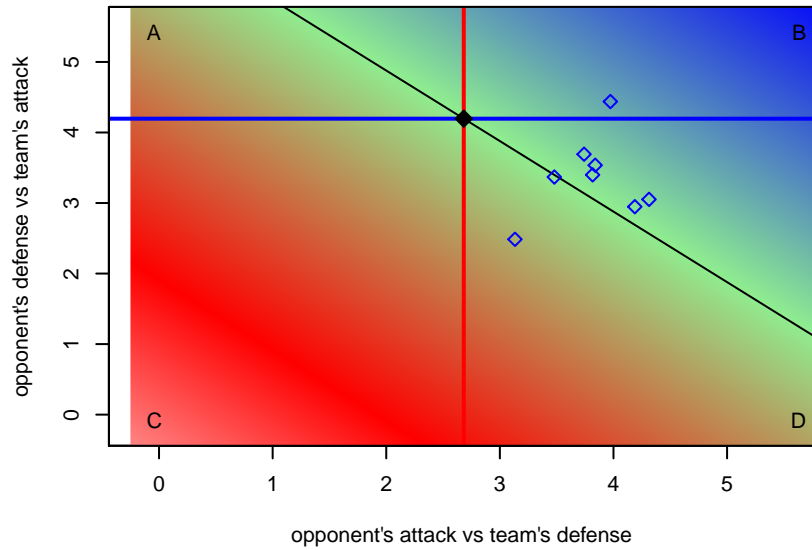
Performance relative to 13 month average



Performance relative to 13 month average



Distribution of opponents
 Red = Lose zone, Blue = Win zone, Green = Even
 Black line separates win/lose zones



lot. A=Neither has attack advantage, B=Opponent has both attack and defense advantage, C=Opponent has both attack and defense disadvantage, D=Both have

date	home		away		venue	pred.home	pred.away
2016-11-19	California Magic SC B99	5	San Francisco Mission Green B99	2	2016 FWRL CAN CRL U18	2.89	2.49
2016-11-13	San Francisco Mission Green B99	2	El Camino Real Salinas Pumas B99	3	2016 FWRL CAN CRL U18	1.63	3.37
2016-10-29	San Francisco Mission Green B99	1	Peninsula SC Galaxy Blue B99	4	2016 FWRL CAN CRL U18	0.78	3.36
2016-10-23	Santa Clara Sporting Green B99	1	San Francisco Mission Green B99	2	2016 FWRL CAN CRL U18	2.89	1.63
2016-10-09	San Francisco Mission Green B99	5	Kings Country SC Atletico B99	1	2016 FWRL CAN CRL U18	5.48	1.57
2016-10-08	Tecos Hayward SC Fire B99	4	San Francisco Mission Green B99	3	2016 FWRL CAN CRL U18	5.12	3.01
2016-09-18	California Northstars B99	5	San Francisco Mission Green B99	5	2016 FWRL CAN CRL U18	4.52	3.57
2016-09-11	San Francisco Mission Green B99	1	Burlingame Gold B99	3	2016 FWRL CAN CRL U18	2.40	2.27